

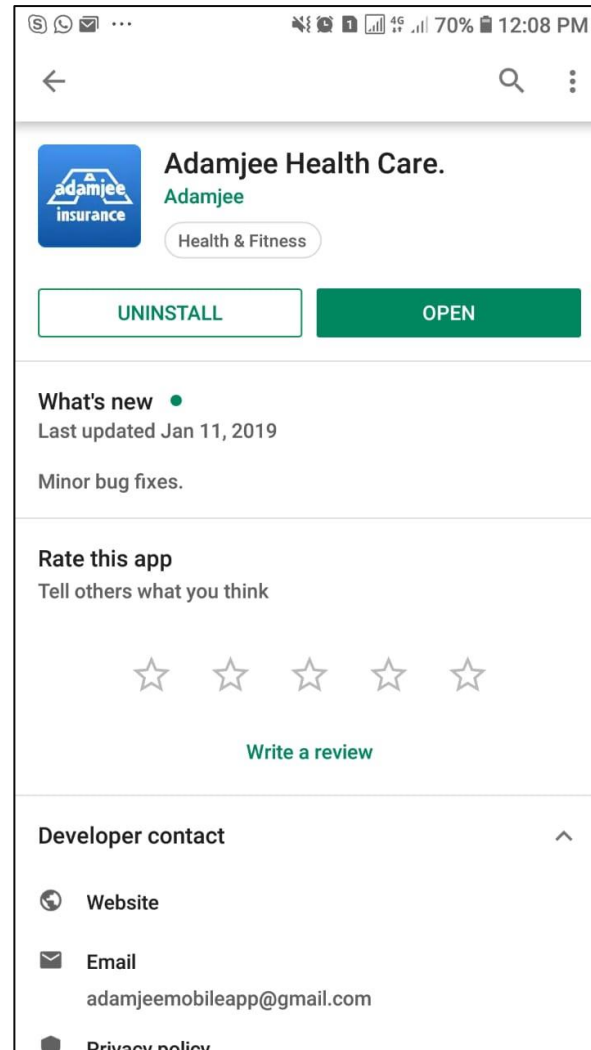

ADAMJEE MOBILE APPLICATION

ADAMJEE HEALTH DEPARTMENT MOBILE APPLICATION 2022

Basic Orientation & Process to avail discounts on
Online Pharmacy/ Discount Centres for the period
10-03-2025 to 09-04-2025

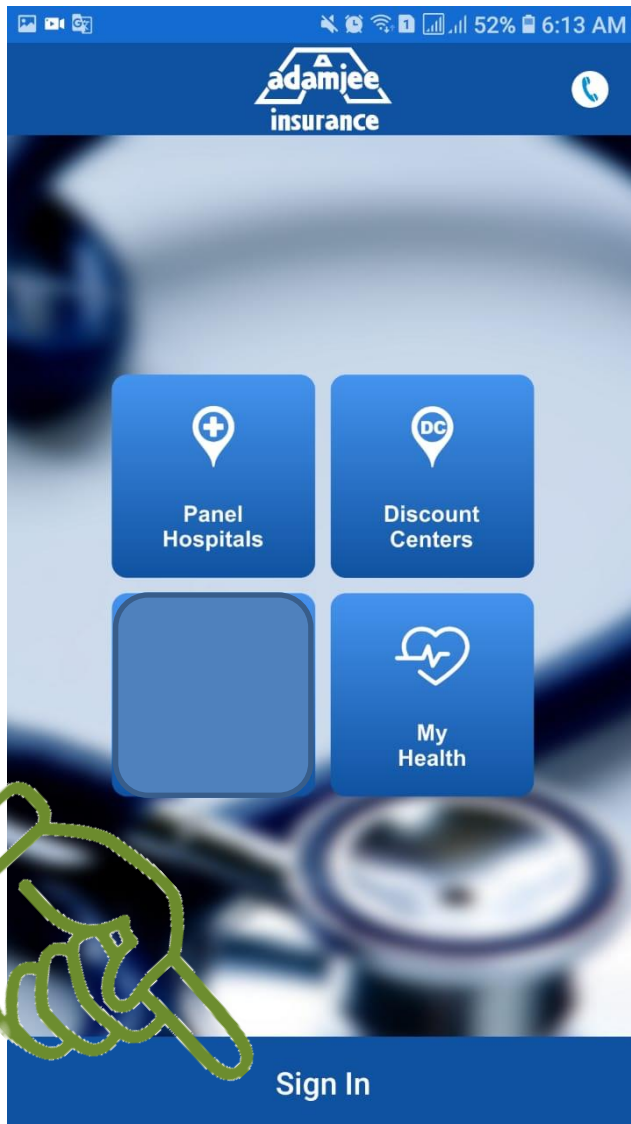


1. Install Mobile APP “ ADAMJEE HEALTH CARE ” from your respective stores

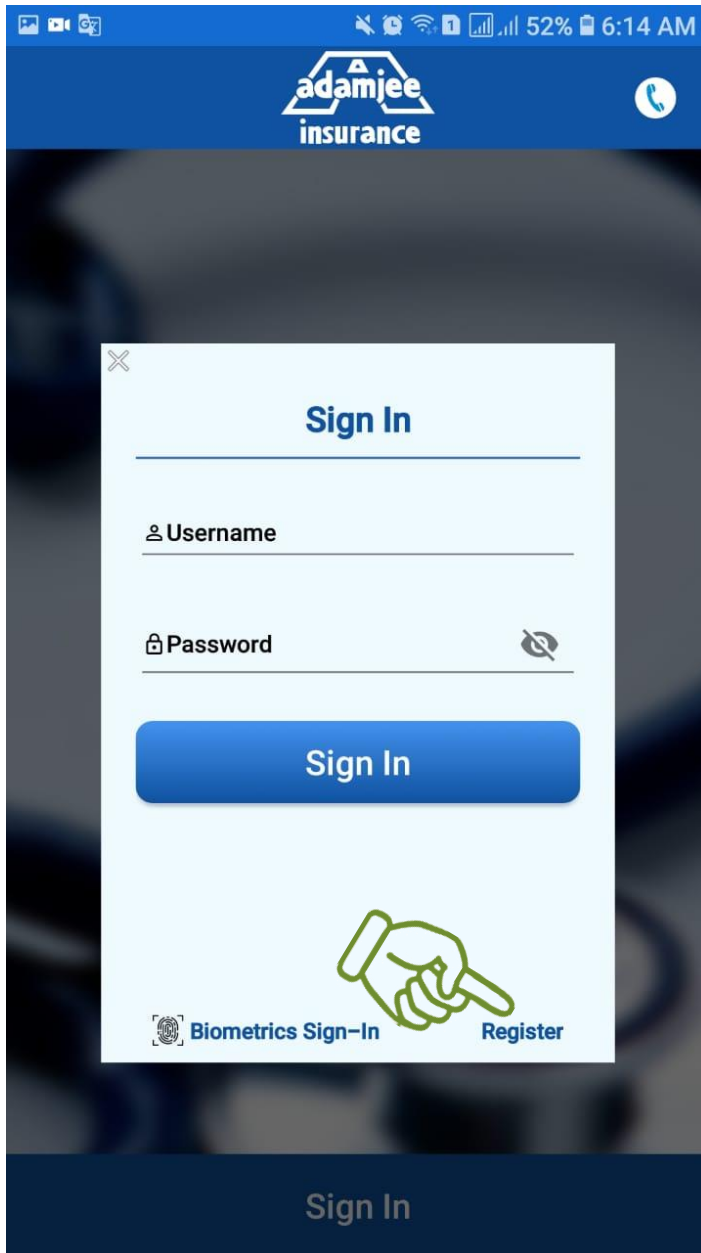


Andriod Version 5 or above will support this Application

2. Main “HOME” interface is as follow to ensure you install correct app



3. Click “Sign In” to get your health details



adamjee insurance

Sign In

Username

Password

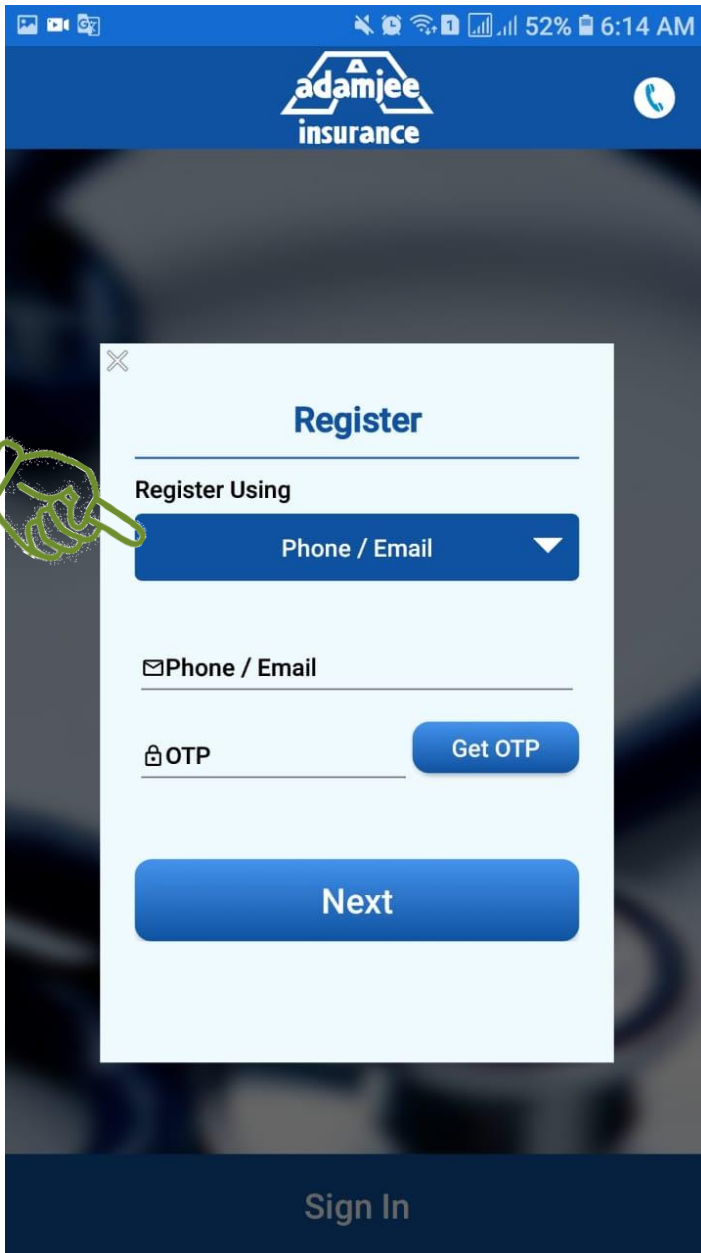
Sign In

Biometrics Sign-In Register

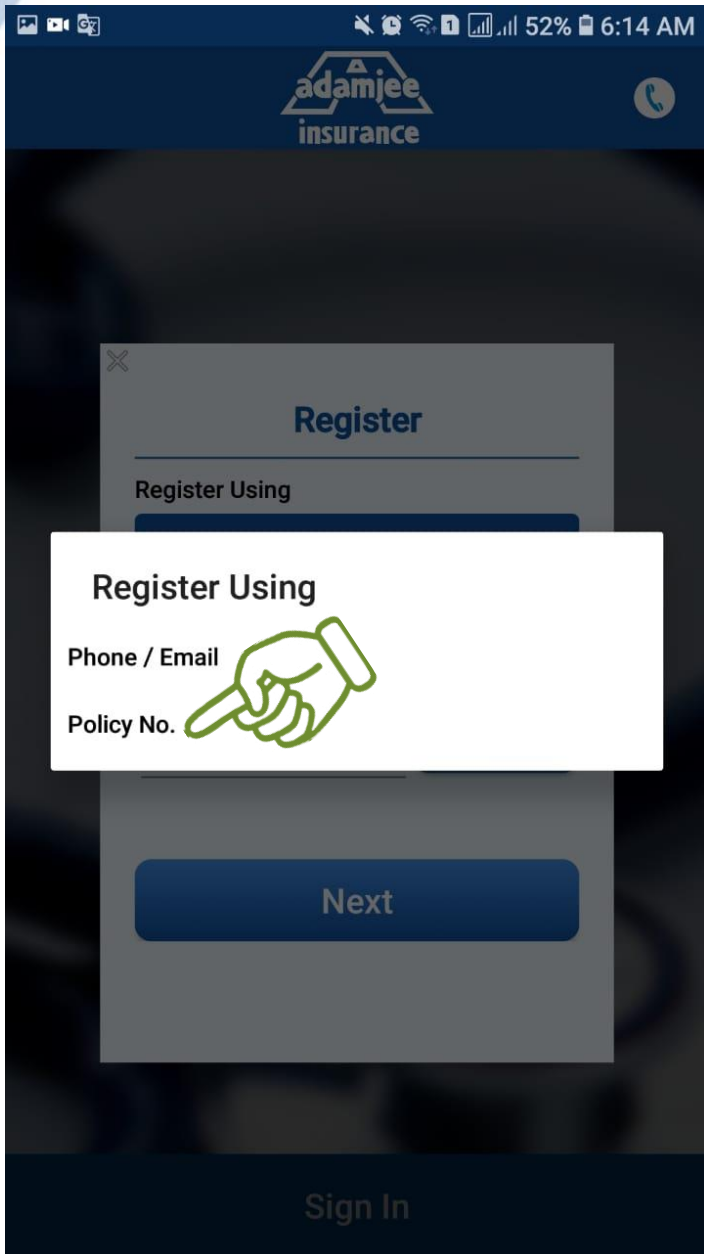
Sign In

4. Enter your User Name and password to login

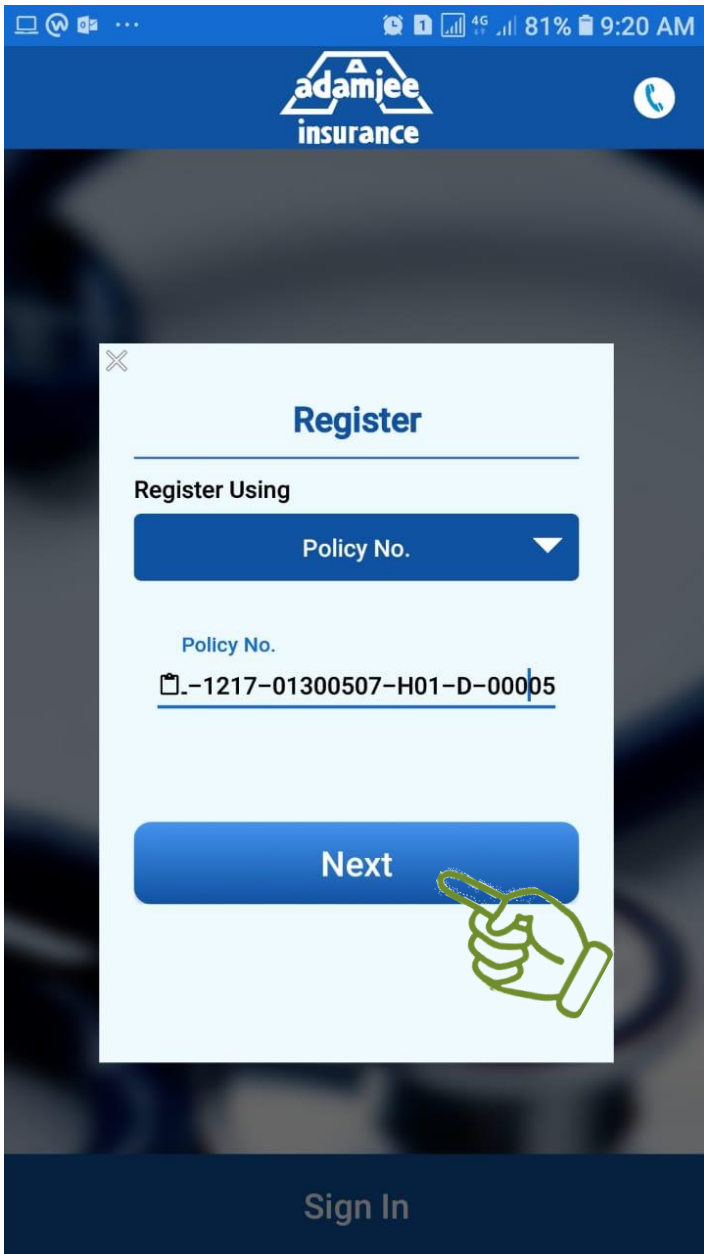
5. For First time user Register yourself by clicking “Register” button on screen

A screenshot of a mobile application registration screen. At the top, there is a blue header with the Adamjee Insurance logo and a phone icon. Below the header, a white registration form is displayed. The form has a title "Register" and a close button (X) in the top left corner. Under the heading "Register Using", there is a blue dropdown menu currently showing "Phone / Email". A green hand icon is pointing to this dropdown menu. Below the dropdown is a text input field with a placeholder "Phone / Email" and an envelope icon. Underneath that is another text input field with a placeholder "OTP" and a lock icon. To the right of the OTP field is a blue button labeled "Get OTP". At the bottom of the form is a large blue button labeled "Next". At the very bottom of the screen, there is a dark blue bar with the text "Sign In" in white.

6. Click Blue button “ Phone / Email “ on screen



7. Select “ Policy No.”



adamjee insurance

Register

Register Using

Policy No. ▼

Policy No.

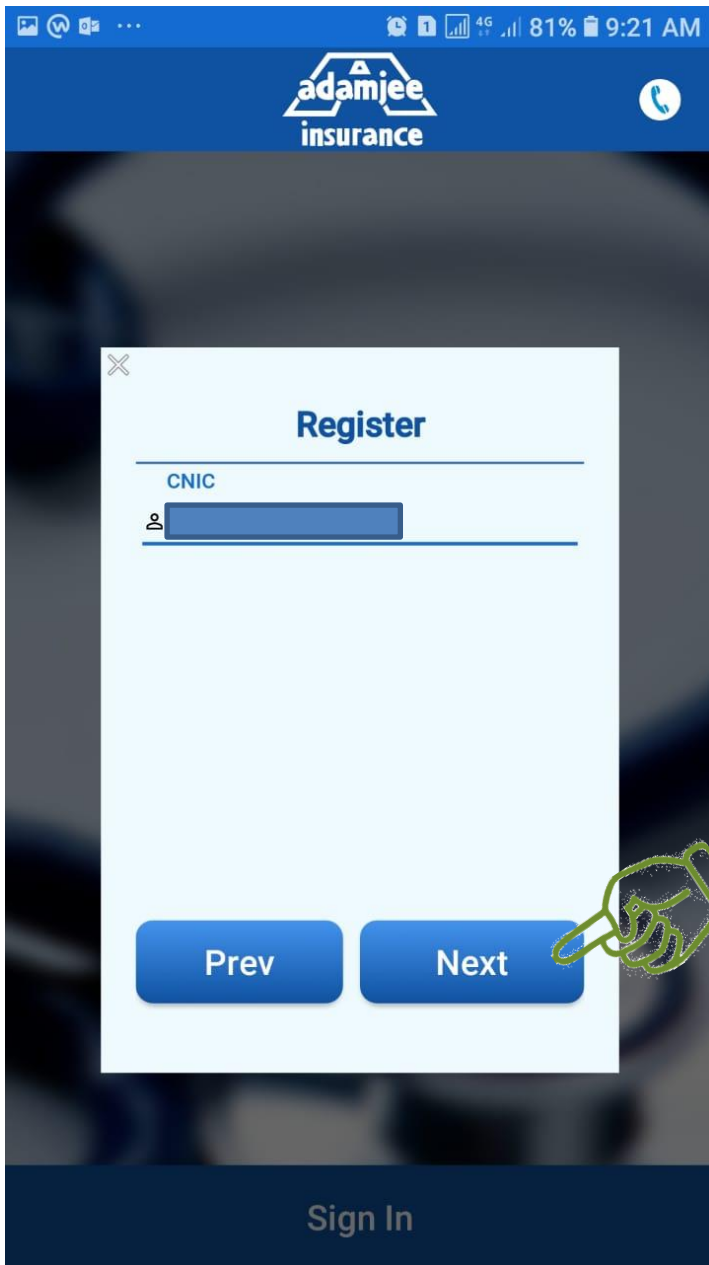
1217-01300507-H01-D-0005

Next

Sign In

8. Enter your Policy # mentioned on your card

9. Click Next



adamjee insurance

Register

✕

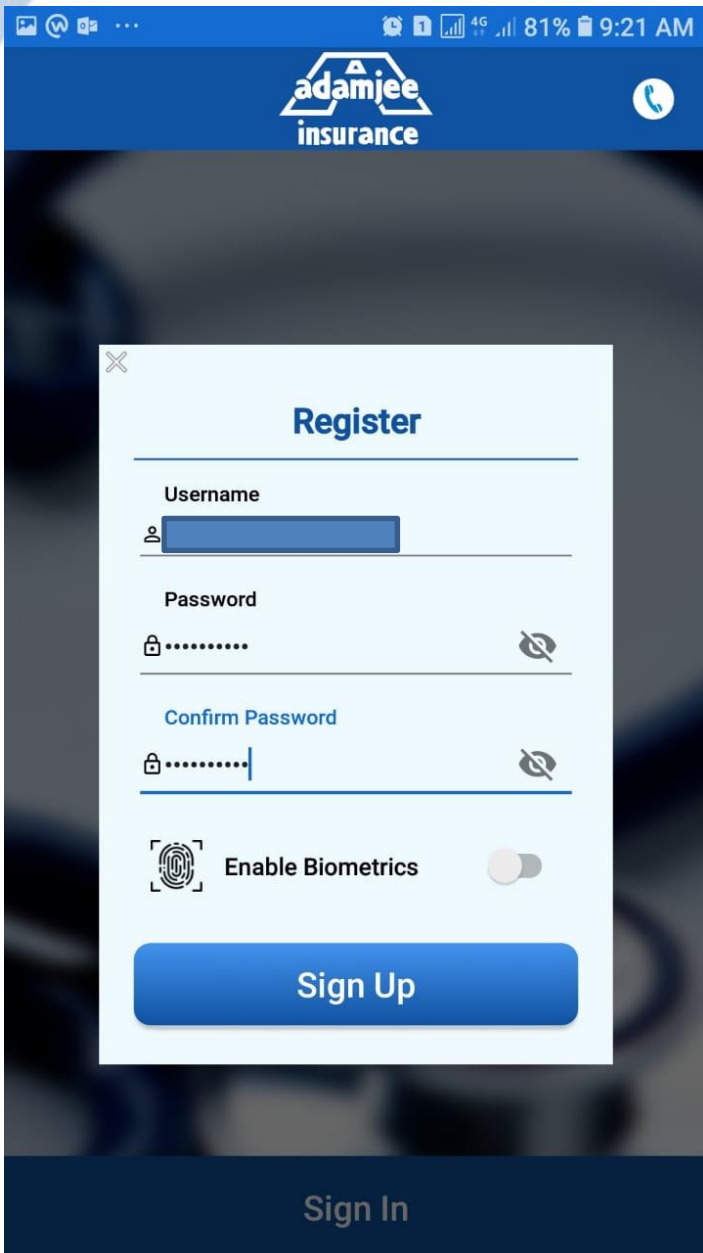
CNIC

Prev Next

Sign In

10. Enter your CNIC #

11. Click Next



adamjee insurance

Register

Username

Password

Confirm Password

Enable Biometrics

Sign Up

Sign In

12. Your CNIC # becomes your User Name

13. Set password of your own

14. If there is an option of Biometric Scan in your Mobile than Enable Biometric

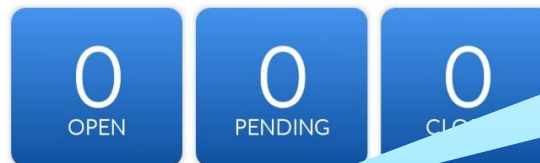
15. Click Sign UP

This shows your remaining limits



Claims

Claims




- Panel Hospital
- Discount
- Submit Feedback

- Panel Hospital
- Discount Center
- New Claim
- Submit Feedback

This shows your claim Details

You can Search Discount Centers nearby through Geo Locator



Click on card to generate E card

Claims

Three buttons labeled OPEN, PENDING, and CLOSED, each with a large '0' above it.

- Panel Hospital (location icon)
- Discount Center (location icon)
- New Claim (document icon)
- Submit Feedback (speech bubble icon)

24/7 Toll-Free: 0800-00242 (AIC). Hotline KHI: 0300-2018246, Hotline LHR: 0331-7333200, Hotline ISL: 0308-5205833. Insured Name: Muhammad Hashim Qadri, Employee of: NESTLE PAKISTAN LTD. Policy No.: PL-1217-01300507-H01-D-00005. List of Covered Dependents: Riffat Tahira (Spouse, Age 42), Muznah Has... (Daughter, Age 5). Benefits Covered: Maternity Benefits (Normal Delivery: 60000, Complicated Delivery: 120000), Hospitalization (Covered), Room Limit (6500).

Claims

Three buttons labeled OPEN, PENDING, and CLOSED, each with a large '0' above it.

- Panel Hospital (location icon)
- Discount Center (location icon)
- New Claim (document icon)
- Submit Feedback (speech bubble icon)

**IN CASE OF ANY QUERY
CONTACT US ON HOTLINE
THANK YOU!**

**Adamjee
Hotline**

0800-00-242



1st insurance call center in Pakistan that is with you
24 Hours a day 7 days a week

| claims | complaints | dial a policy |
| cab | hospital | tow truck |